

HMM v12

Student

Access Guide

哈佛管理导师课程学员登录手册

Contents

- [Computer Login Process 电脑登录步骤](#)
- [Mobile App Login Process 手机 APP 登录步骤](#)
- [How to Reset Password 如何重置密码](#)
- [FAQ 常见问题解答](#)

Computer Login Process 电脑登录步骤

1. Go to <https://hmm.wse.com.cn/student/register> and use your current HMM account to log in.

请使用您当前的 HMM 账号和密码登录

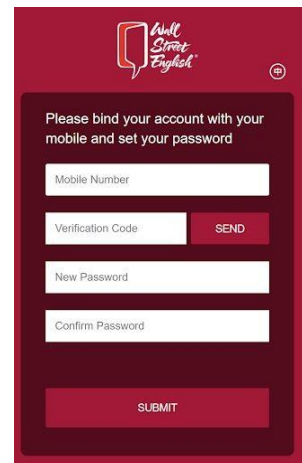
<https://hmm.wse.com.cn/student/register>。



The screenshot shows a mobile app interface for logging in. At the top, there is the Wall Street English logo. Below it, the text reads "Please login with your Harvard Managementor account". There are two input fields: "Username" and "Password". At the bottom, there is a red button labeled "CONTINUE".

2. Bind mobile phone number and set password.


在该界面绑定您的手机号，并设置密码。



The screenshot shows a mobile app interface for binding a mobile phone number and setting a password. At the top, there is the Wall Street English logo. Below it, the text reads "Please bind your account with your mobile and set your password". There are four input fields: "Mobile Number", "Verification Code" (with a "SEND" button next to it), "New Password", and "Confirm Password". At the bottom, there is a red button labeled "SUBMIT".

3. Go to <https://hmm.wse.com.cn> and log in by using your bound mobile number (as username) and password.

请访问 <https://hmm.wse.com.cn>，使用您刚才绑定的手机号（作为用户名）和刚才设定的密码登录，轻松开始您的哈佛管理导师课程学习之旅。



The screenshot shows a mobile app interface for partner login. At the top, there is the Wall Street English logo. Below it, the text reads "Partner Login". There are two input fields: "User" and "Password". At the bottom, there is a red button labeled "LOGIN". Below the button, there is a link that says "Back LoginPage".

Mobile App Login Process

手机登录步骤

If you have bound your mobile number and set the password, please go to step 2 directly.

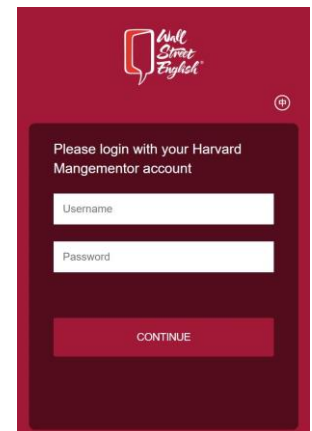
如您已经成功绑定您的手机号并已成功设置密码请直接从第二步下载 APP 开始。

Step 1 Bind mobile number and set password

1. Open your favorite mobile browser, go to <https://hmm.wse.com.cn/student/register> and use your current HMM account to log in.

打开您最熟悉的手机浏览器

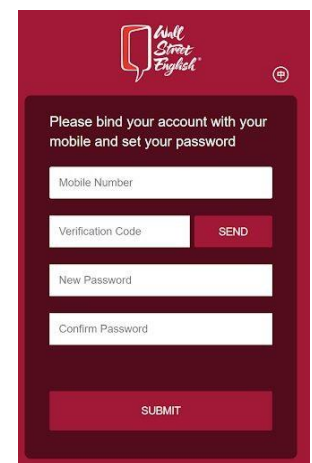
<https://hmm.wse.com.cn/student/register>, 使用您当前的 HMM 账号和密码登录。



The screenshot shows a login interface with the Wall Street English logo at the top. Below the logo, it says "Please login with your Harvard Mangementor account". There are two input fields: "Username" and "Password". At the bottom, there is a red button labeled "CONTINUE".

2. Bind your mobile phone number and set password.

在该界面绑定您的手机号，并设置密码。



The screenshot shows a registration interface with the Wall Street English logo at the top. Below the logo, it says "Please bind your account with your mobile and set your password". There are four input fields: "Mobile Number", "Verification Code" (with a red "SEND" button next to it), "New Password", and "Confirm Password". At the bottom, there is a red button labeled "SUBMIT".

Step 2 Download HMM v12 App and Log In

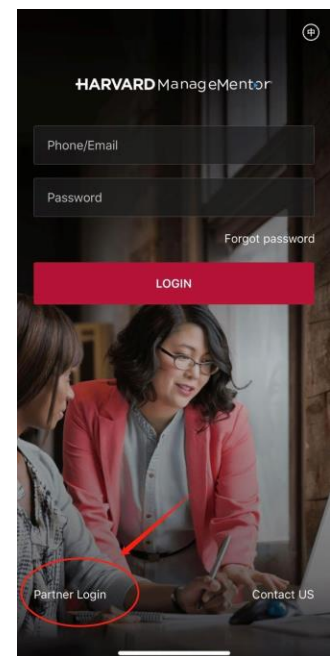
1. Download the HMM v12 app by extracting or scanning the QR code on the right.

扫描或长按识别右侧二维码，下载哈佛管理导师 App。



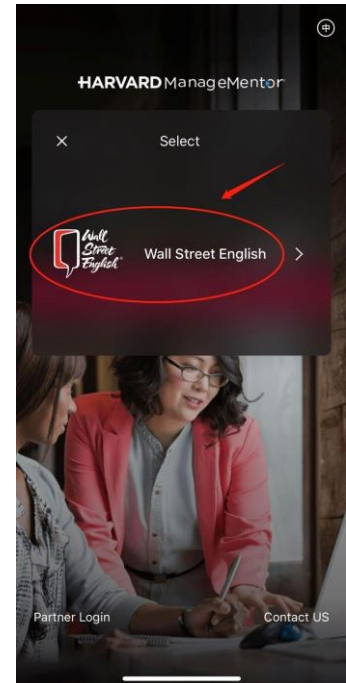
2. Launch HMM app, click “Partner Login” link on the bottom left of app login page.

启动哈佛管理导师 app，点击登录界面左下角的“Partner Login”链接。



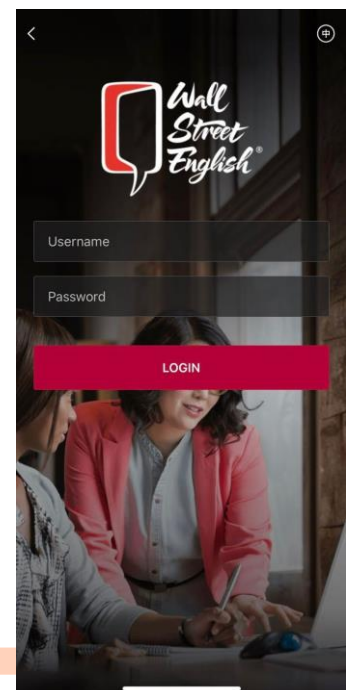
3. Click WSE Logo.

选择 WSE 图
标。



4. Use bound mobile number / password to login.

使用您刚绑定的手机号和刚设置的密码登录。



How to Reset Password

如何重置密码

1. If you forgot your password, please go to following page to reset it:

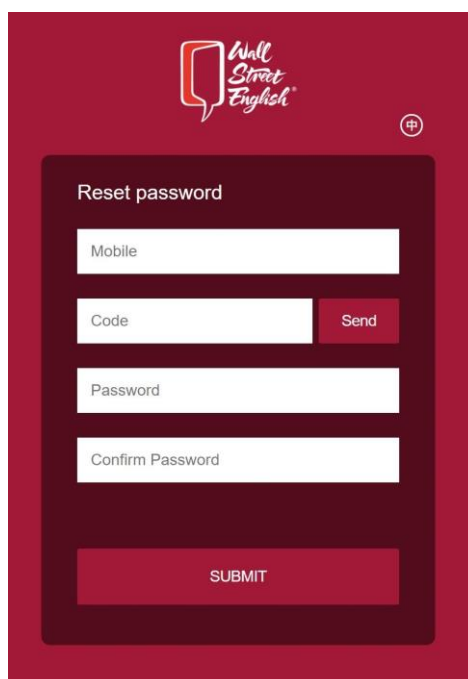
<https://hmm.wse.com.cn/forgotpassword>

如您忘记密码，请点击以下链接重设密码

<https://hmm.wse.com.cn/forgotpassword>

2. Input your mobile number, click 'Send' to get verification code through SMS, input the verification code and then reset your password.

请输入您的手机号，点击'发送'按钮获取验证码，输入接收到的验证码，然后重设您的密码。



The image shows a mobile application interface for resetting a password. At the top, there is the Wall Street English logo and a small circular icon with a plus sign. The main content area is titled "Reset password" and contains four input fields: "Mobile", "Code", "Password", and "Confirm Password". A red "Send" button is positioned to the right of the "Code" field. At the bottom of the form, there is a large red "SUBMIT" button.

FAQ 常见问题解答

Q: How can I **ask for help** if I meet any HMM login problems or technical issues? 如果遇到登录问题或技术问题怎么办?

A: Please call service hotline **4008540085*6** or submit your question on WSE website - [tech support](#). 请拨打学员支持热线 **4008540085** 转 **6** 或在华尔街英语官网[技术支持](#)界面提交相应问题。

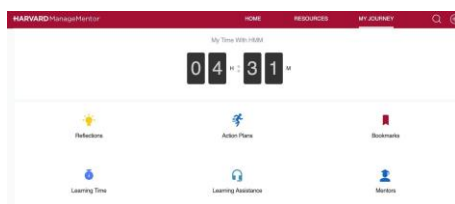
Q: Will my study record from the old version of HMM be carried over? 我旧版本中的学习记录还能查到吗?

A: In the new version of HMM your study record will start afresh. Your old study record won't be carried over. 旧版本的课程学习记录将无法在新版本中查看。

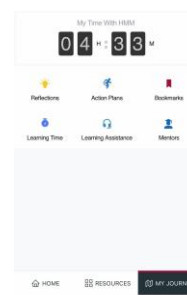
Q: Where can I find the number of hours I have studied on HMM? 我在哪里可以找到我的学习记录?

A: You can find your study hours on the **'My Journey'** page, under **'My Time with HMM'** as below: 您可以在课程 PC 端或手机 APP - “我的旅程” 页面找到相应的学习时间记录如下图:

PC:



APP:



Q: How can I receive a HMM certificate? 我要如何获得哈佛管理导师证书?

A: Inform your CC or SA that you have completed 20 hours of HMM v12 instruction or all of the 10 complementary classes with an FT or SA. The CC or SA will then verify and provide the certificate.

您完成 20 小时的线上课程（或 10 小时线下 12 人主题研讨课），您可以向 SA 或 CC 提出申请，中心的员工会查看并提供电子版或纸质版证书。